


ARKANSAS ROCKHOUND NEWS



JULY 2016

MISSION STATEMENT

The Central Arkansas Gem, Mineral and Geology Society is dedicated to promoting interest in mineralogy and the related sciences, interest in lapidary and the related arts; to encourage field trips and the enjoyment of collecting and preserving minerals as they occur in nature, and the study of geological formations, especially those of our Natural State of Arkansas.

We are a small group of people that enjoy getting together to share our common interests.

Regular meetings are at the Terry Library 6:30 PM on the fourth Tuesday of the month (except December)

Terry Library is located at:

2015 Napa Valley Dr.
Little Rock, Arkansas
72212

From the president...



As we head into the dog days of summer, it is time to enjoy the beautiful days ahead. Opportunities to rockhound are all around so I hope that everyone takes the opportunity to enjoy their favorite hobbies. Please keep in mind the weather and keep hydrated no matter what adventure you are on.

July has a few events that I hope everyone can find some time to participate: Picnic and Swap at Mike and Anne's (7/16) or the Gem, Mineral and Fossil Show in Mountain Home on the 23rd & 24th.

Please bring rocks to swap, if you have any that need new homes and a dish or desert to share at the Picnic, drinks and the main course will be provided. Everyone is encouraged to attend.

Some good news from Thomas Nagin of Hot Springs, PBS has purchased the second season of 'Mineral Explorers'. It is scheduled to air in August or September. Please keep an eye out and set your DVR's. There is a great web site if you are interested in learning more about his adventures. www.mineralexplorers.com

I am hoping that someone can suggest a program for the July meeting, I do have CD's for a speaker but am at a loss as to what the group would like to hear about or resources to tap for a program. We are still in need a Program Coordinator: someone to arrange programs for our meetings: Please consider helping out OR If you would like to present a program: a trip you went on, a technique that you can teach us with your lapidary skills, please let me know so that I can put you on the schedule.

****We do need a speaker for July! Please consider sharing.**

See you at the Dig!
Barbara

ARKANSAS ROCKHOUND NEWS is the official newsletter of the Central Arkansas Gem, Mineral and Geology Society. It is published monthly. To submit information, articles or photographs please email Nikki Heck, nikkiheck@windstream.net.

2016 Officers & Committee Chairs

President, Barbara Champagne
501-258-2576, cagmagsprez@gmail.com

Vice President, Connie Schoeneman
501-679-4531, schoeneman@hughes.net

Secretary, Lenora Murray
870-255-3679, lenoramur@aol.com

Treasurer, Sarah Dodson
501-223-8372, dodsonsr@yahoo.com

Newsletter Editor, Nikki Heck
501-626-5440, nikkiheck@windstream.net

Webmaster, Michael DeAngelis
501-569-3542, mtdeangelis@ualr.edu

Show Chair, Tom Sharp
501-379-8653, thom61847@yahoo.com
Co-chair-John Schoeneman
501-679-4531, schoeneman@hughes.net

Swap, Mike Austen
501-868-4553, steelpony@aol.com

Membership, George Gray Major
501-227-7853, ggme625@aristotle.net

Field Trip Coordinators
David Hodge
501-837-6713, dc42hodge@yahoo.com
Stephanie Blandin
501-590-5760

Sunshine, Anita Gray Major
501-227-7853, ggme625@aristotle.net

Publicity, Virginia Wilhelm
501-821-2440, nevadasmith7777@yahoo.com

Programs, Vacant

Meeting minutes...

June 27, 2016

Submitted by Lenora Murray, secretary

The June business meeting was called to order by President Barbara Champagne, with 23 members present. The minutes were approved as printed in the newsletter. Treasurer Sarah Dodson announced we had \$5,924.31 in the checking account. Lenora Murray thanked Connie and John Schoeneman for being great 'substitute' secretaries in her absence. The June field trip for fossils was briefly discussed. July's field trip on the 9th will be to Magnet Cove for pyrite if enough people call to say they are going.

Mike and Anne Austen invited everyone for a picnic and 'rock swap' on July 16 at their home. Come any time after 9:30 AM, bring whatever you have to swap, and a side dish for lunch. Lunch will be about 12:30. This is a chance for all the members to sell, swap, and just visit with each other. The Austen's are furnishing the main meal, and drinks, so come to enjoy yourself. Please spread the word. That's Saturday July 16.

Tom Sharp gave a report on preparations for the October show. Almost all the dealers have already paid. Connie said our volunteer sign up sheet is on line, but we'll send out notices for folks a little closer to the date. With no other new business, we moved to Show and Tell:

What a nice Show and Tell from some of our summertime travelers: George and Anita Gray Major brought pictures of a giant geode and megalodon teeth from the Tellus Museum in Georgia. Virginia Wilhelm and Pat Kissire visited Nevada and came back with a beautiful sample of spinel in granite – gorgeous even if it wasn't 'native' to Nevada. Barbara Champagne gave us a short review of her St. Louis to Seattle road trip, with bags of minerals she collected from Iowa, the Loess hills, a mine near Mt. Rushmore, Wyoming, Mt. Ranier, and all the way to Puget Sound. Sounds like she had a fabulous collecting trip. Sarah Dodson brought a few old Lapidary Journals which she gave to willing readers. Mike Howard is working on his publication about Magnet Cove minerals, and hopes to have the final publication ready soon. Check his website for more details. The Mountain Home show will be July 23-24, which is before our next meeting. And I forgot who brought the sample of quartz

with fluorite from China. We then had our monthly raffle, with the assistance of Jr. Rockhound Brandon Heck.

It was moved and seconded to close the business meeting. The program was a DVD from the Dallas Symposium – the history of the Mineralogical Record—but turned out to be a symposium presentation about many rare and newly discovered minerals found in South Africa. The mineral photos were great, even if this novice couldn't follow the detailed descriptions of how and where these minerals were located and mined. Barbara deserves a big THANK YOU for finding programs each month. But she really needs a Program Chairperson. Please, consider signing up for this important position! The meeting was adjourned.

July field trip...

On July 9, members headed down to Magnet Cove to cool off in the creek and search for a little pyrite! The cool water was a nice reprieve from the warming temperatures and some nice specimens were found.



Club news...

Call for Ideas/Speakers!

Your assistance is needed!

We still do not have a program coordinator, in order to continue to have fun and interesting meetings, we need your help! If you have an idea for a program or for a speaker to reach out to please let us know. If you are interested in being the programs coordinator please let Barbara know. Thank you!


HELP!

Send in your:
stories, articles, tips,
photos
suggestions or questions!

Submissions due by the
28th of each month.

From the editor...

Wow, July has been a busy month! I will blame all of that business for my lateness in getting the July newsletter out. Granted, I did enjoy being busy! We spent the first week of July in Colorado-camping, floating, driving and picking up a few rocks here and there. I'll attempt to put together a nice trip report for the next newsletter. We had a great time and the weather could not have been better- meaning it was not 105 degrees! The second week I spent in Sandpoint, Idaho for a work conference with land commissioners from across the west. Each conference is in a unique location and this one was no different. Beautiful place, just a few miles south of the Canadian border. My only complaint? Idaho is the 'gem state' however none of those gems are found in northern Idaho. Oh well. I didn't have much time away from meetings anyway!



Last month I mentioned some online publications that I thought would be of interest to everyone, just had to find the link. Just after sending out the newsletter my friend Ken from the Northwest Arkansas Gem and Mineral Society emailed me to say that they have them on their website. Perfect! So, you can find them on their 'Resource' page: [American Agate - Jasper Index](#). There are several and you can see that they are divided

by states/regions such as "Oregon" or "The South." You can open them and read them online or download them to your computer. They are very handy and I had downloaded them some time ago. Beautiful to look at! The series was a collaborative effort edited by Lowell Foster and Mel Hixson. I hope you find them as useful and fun as I have.

Speaking of our friends in the NW part of the state, they have a lot of good information on their site so if you have a chance look it over. Also I notice they are having their Fall Swap September 10-11 at their clubhouse in Siloam Springs if you're interested in attending.

Another online resource I recently found was in the Friends of Mineralogy newsletter. It's a website that maps out gem, mineral and fossil clubs, shows and museums. Show info can be added for free. It looks pretty handy, especially if you're planning a roadtrip. The website is www.rockandmineralshows.com.



If you have any online resources that you like to use, please share them! The internet is full of information, sometimes you just have to dig for it!

Brad's bench tips...

Do Bezels Shrink

The engineer in me says there's no reason a bezel should shrink when I solder it onto a base plate, but I sometimes find that the stone won't quite fit into the bezel that was perfect just before soldering.

If that ever happens to you, here's a fix that usually works for those times when there's just a minor problem. I file or sand the stone down a little around it's base. For soft cabs like turquoise, lapis, jet or howlite, you can use a sanding stick. Harder cabs like jasper or agates will require a diamond file. In a pinch, a ruby nail file from the drugstore will work.

There are two important things to remember when doing this. First, you can only make a minor adjustment to the stone's size. All filing or sanding has to be hidden by the bezel because it takes the polish off the stone. Secondly, remember to round off all sharp edges on the bottom of the stone. A sharp edge here might sit on a little extra solder that's in the bottom joint of your bezel. Just a little bump here can put enough stress the stone to risk breakage when you burnish the bezel down over the stone.

Straightening Wire



Have you ever pulled out some silver wire only to find that it's all bent up? The easiest way I've found to straighten it out is to stretch it a bit.

Simply put one end in the vise and grab the other end with a pair of serrated tip pliers. Then pull just enough to feel the wire stretch like a rubber band. This works best on smaller wire diameters, up to about 16ga.

Be careful if you are trying to pull hard on a thick wire. Brace yourself in case the wire breaks or pulls out of the pliers.

"Bench Tips for Jewelry Making" and "Broom Casting for Creative Jewelry" by Brad Smith are available on Amazon.

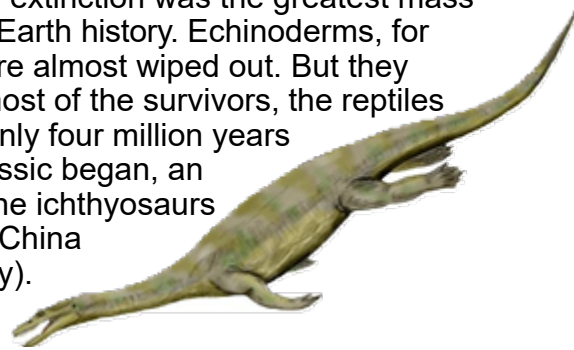
Of interest...

Notes from the 2014 meeting of the Society of Vertebrate Paleontology in Berlin.

by Kevin Dermody, Rock Buster News, Central Pennsylvania Rock and Mineral Club via S.C.R.I.B.E.

The Permian extinction was the greatest mass extinction in Earth history. Echinoderms, for instance, were almost wiped out. But they rallied, like most of the survivors, the reptiles especially. Only four million years after the Triassic began, an ancestor of the ichthyosaurs was living in China (ScienceDaily).

It was only 1.5 feet



long, and had a regular short snout. But it had unusually large, flexible flippers with flexible wrists to crawl around like a seal on land, and thick bones to swim through rough coastal waves. Its descendants and other marine reptiles evolved a high diversity of species just 5 million years into the Triassic. Nothosaurs were early relatives of the plesiosaurs and grew to 18 feet long. It is the only marine reptile that evolved a long post-orbital skull instead of a long snout for fishing. Placoderms became specialized eaters of shellfish. Tanystropheus grew up to 20 feet long, half of which was its neck. And some ichthyosaurs grew up to 70 feet long. The land belonged to the pseudosuchians, the crocodile-like animals. They reached their peak in the early Late Triassic, even developing herbivory in a carnivorous world. They included the rauisuchids, the apex predators that grew 20 to 30 feet in length (though the phytosaurs gave some competition). Rauisuchids had an erect gait, and fast growth rates, implying endothermy. The crocodylomorphs, the ancestors and relatives of true crocs, lost this type of metabolism, but regained it in smaller forms. Pseudosuchians (and ancestors of the dinosaurs) also developed an open ear system that relieved internal pressure with a secondary tympanic membrane that allowed for a more refined hearing. Many marine reptiles and all the pseudosuchians, except for the crocodylomorphs, would die out with the Triassic Extinction Event. The survivors would recover and thrive, but the land now belonged to the dinosaurs.

One hundred fifty million years ago Europe was a tropical archipelago. Animals colonized the islands by island-hopping (by various means) westward from the Asian landmass. Some of the most interesting animals were small early coelurosaurs, like *Juravenator*, *Sciururnimas*, and *Compsagnathus*. But they couldn't reach the western islands. They were colonized by fliers like pterosaurs and *Archaeopteryx*. *Archaeopteryx* was the first bird and evolved on the islands into three species. Its physiology was like small dinosaurs, with a slower growth rate than modern birds; a brain volume similar to small theropods in a brain longer and more narrow than modern birds; bone porosity for pneumatic tissues more restricted, though the air sacs still extended throughout the body; and an ancestral pre-maxilla and palatine instead of a true beak.

A big question is whether *Archaeopteryx* could fly. It had a V-shaped furcular, giving modest pectoral power, and a weak humerus, so gaining altitude would have been difficult. However, its body size/arm length ratio was 150 to 200 times that of theropods, a prerequisite for flying that developed perhaps 10 million years earlier. It had strong femurs for a good launch. And its feathers were modern in design, if not in placement. It needed its secondary feathers to help in flight, but its tail feathers were loose and could help in flying by being furled. It has been discovered that *Archaeopteryx* had flight feathers on its hind legs, as Cretaceous flying dinosaurs like *Microraptor* had, repeating what must have been a primitive stage. These leg feathers were good for parachuting and gliding, but didn't help in flying, so they were on their way out. This does mean, however, that *Archaeopteryx* may have launched itself from trees and tall shrubs. It already had a good altitude, and its feathers could sustain its flight and a safe landing. *Archaeopteryx*, like modern birds, could probably race back up the trees from the ground, aided by those loose tail feathers. Some or all of those feathers, by the way, were black as a raven's, as shown by melanosomes in the first fossil feather ever found, and *Archaeopteryx* was probably as big as one, too. The largest species may have vied with pterosaurs as the top predator of the western European archipelago.

Oviraptors were the first dinosaurs discovered to have brooding behavior. The female would

lay its large eggs packed in rings, and then she (or maybe the male) would sit on top of them. But this would only work with oviraptors that weighed 200 pounds or less. Bigger oviraptors, especially the 3-ton *Gigantoraptor*, would crush the eggs. Did they bury them in vegetation to hatch in the warmth as the nest rotted? Covered eggs develop in a humid environment. Their shells have a high porosity. Open nests are exposed to the drier air, and the eggs have a low porosity, to retain moisture. All oviraptor eggshells have low porosity, so none of them were covered. The larger nests, however, have a large, circular space within the rings of eggs. Large females (males) may have sat there and covered their eggs with their feathers.

Reptilian teeth are simple structures. A vault of orthodentine, covered by enamel, protects the pulp cavity. The most complex development is serrated teeth with small pits called ampullae that reduced stress forces as the serrations sliced through meat. This still wasn't as complicated as herbivorous mammalian teeth, which have four types of teeth tissues - secondary dentine and cementum to go with the orthodentine and enamel. Hadrosaurs, however, have recently been found to have six dental tissues - a thick mantle of another type of dentine, and coronal cementum, in addition to the basic four. Over 2000 of these complex teeth in jaws that use a complex chewing method allowed hadrosaurs to grind up the toughest plant material. If they lived today, they would be eating grass. And now advanced ceratopsians, which chew by a slicing motion, are known to have five complex tissue structures. The dentine is replaced by a highly mineralized dentine that was hard as enamel, plus vasodentine, a tissue found in teleost, that's porous and easily worn down to decrease friction against plant material. Ceratopsians that existed today would've been browsers to hadrosaur grazers, but still would have had to defend themselves against predators with more simple teeth.

Around fourteen point seven million years ago, two meteorites, possibly made of iron, struck Germany. The larger one was six tenths miles in diameter and the other, probably a fragment that broke off, was only 240 feet wide. The larger one's impact blasted out a crater 15 miles wide and 1800 feet deep, right through the Tertiary layers and into Jurassic limestone. This is the



Triceratops skeleton, Smithsonian Museum of Natural History. -Wikipedia

Reis Crater, one of the largest, best preserved, and most studied craters in the world. The blast through almost 33 square miles of rock debris and melt, some of which reached into the upper atmosphere before falling to cover 3200 square miles with a mixture of sediment and crystalline rock called suevite, filling in valleys and even covering the crater of Steinheim Crater. Any living thing within 60 miles was obliterated. Never the less, the land healed. Damned rivers eventually breached the outer impact rims and formed lakes around the central uplifts of the craters. The one at Steinham was 450 feet deep. Reefs of stromatolites and calcareous formed. Fish eggs and snails were brought in by the mud on birds' feet. Fish that loved muddy water survived. The snails underwent a rapid, isolated diversification that gave more evidence of evolution. Frogs and turtles, including snapping turtles, also colonized the lakes. Around 50 types of birds, including parrots and flamingos, which had regular beaks instead of the specialized strainers, lived there. Reis was big enough for pelicans to thrive. There was a martin specialized to eat snails, and peccaries and horses hinted at a connection with North America. The lakes lasted 2 million years at Reis (one million at Steinham) before being filled in and eroded out again as rivers changed their courses. People would settle the craters and build towns like Steinham and Nordlinger out of the suevite, which contain micro diamonds created by the shock waves. St. George's Church in Nordlinger is the only church to be entirely constructed of meteorite ejecta, and its tower contains 600 to 900 grams of diamonds.

Information about the Ice Age is constantly changing. Animal extinction as glaciers progressed had less to do with the cold than with aridity. An increase of aridity reduced the amount of forests which acted as barriers to populations. With the barriers gone, the different populations mixed. Animals less able to compete in this mixing died out. Among the survivors were sabretooths, which had long legs to search wide areas for carrion. They used their long canines to slice open the bellies of the corpses. Relatives of cougars arose in Africa, and true cougars and jaguars arose in Eurasia less than 2 million years ago. They didn't reach North America until 400,000 years ago. And giant cheetahs hunted fallow deer and seasonal colts as lions do.

AFMS news...

Safety Matters - Safety 101

*By Ellery Borow, AFMS Safety Chair
June 2016 issue of the A.F.M.S.
Newsletter*

To my knowledge there is no rockhound / mineral collector / fossilhound / lapidary / jewelry maker Safety 101 class being offered anywhere. In my years and years... and years of safety research I've sort of made up an informal list of what might be offered if there were such a course.


Now, I'm sure you all as good rockhounds / mineral collectors / fossilhounds / lapidary / jewelry makers are aware of, in one form or another, and follow pretty much a self-made list of similar guidelines -- and one more specifically tailored to your particular activities. So, the following list may be more of a reminder for veteran collectors and a good reference list for newcomers to our great hobbies.

1. Prepare yourself both mentally and physically for the task at hand
2. Wear and utilize any and all protective gear suitable for the task.
3. Stay hydrated and consider bringing additional water with you to offer to those

- less encumbered with thoughts of keeping hydrated.
4. Keep with you or know their whereabouts of a medi -kit, first-aid kit. Learn how to use the contents of the kit.
 5. Let folks know where and when you will be both on the road and situated at a specific location. (Cell phone batteries are notorious for quitting at the most inopportune times.)
 6. Keep your personal meds with you.
 7. Know the guidelines, safety rules of the mine / quarry / building / equipment one is working with I on I in and by.
 8. Keep the "Golden Rule" in mind, and, no, I'm not talking about the rule that says "He who has the gold makes the rules."
 9. Mind the needs of the critters you bring with you, and the critters you meet along the way.
 10. Set a good example in all you do. (I have a good story about motor neurons to relate in a later Safety Matters article)
 11. Every minute has the potential to be one in which one can learn something and teach something -- or a little bit of both. Take advantage of those opportunities.
 12. Take more rest breaks than you might think you need for the task at hand - - your body will thank you.
 13. Mind the conditions in which you find yourself - too hot, too cold, too wet, too humid, too deep, too close to an edge or slope, too slippery, too hazardous, toooooo . . . anything.
 14. Mind that your actions reflect on your club.
 15. Note that your attitude makes a huge difference in what you do and how safe you are.
 16. Keep your wits about you at all times, you will need them if not now, then later. Personally I have use up so many wits that I am down to a half of one, but that is another story for another time.

17. Have maps handy. Those GPS batteries are also ones that have a habit of failing when most needed.
18. Our hobby is not a race - take the appropriate amount of time to be safe.
19. Keep a personal protective kit with you in case one gets lost and need to spend more time that planned out in the wilds and woolies.
20. Keep in mind the AFMS Code of Ethics - it is as much a safety guide as it is ethics.
21. Learn to fly the plane if the pilot is incapacitated - a metaphor of all experiences in life.
22. Clean up after oneself. As one might imagine this list is in no particular order and every situation demands its own specific requirements.

As a general list of guidelines I'm sure another thousand or so could be added without too much thought. This list is just a good starting point. Be safe, think safety, becauseyour safety matters.



Hard Luck Harry by Duane Flackus, The Clackamette Gem, Clackamette Mineral & Gem Society, Oregon City, OR via S.C.R.I.B.E.

Kids Corner...

Brandon Heck is the Assistant Editor of Arkansas Rockhound News. He is 8 years old and has enjoyed rockhounding since he could walk. In each issue he will share information about minerals that he loves and about his adventures in rockhounding.

CELESTINE

aka "Celestite"

Luster: Vitreous, Pearly

Transparency: Transparent

Color: Colorless, shades of light blue, white, reddish, greenish, brownish, grayish

Streak: White

Hardness: 3-3 1/2

Crystal system: Orthorhombic

**data collected from mindat.org*



Check out the photo gallery on Mindat for some real life examples! [Celestine](#)

Grilled Lapidarian

A man goes into a restaurant, sits down and starts reading the menu.

The menu says:

Broiled Accountant \$5.95 per plate

Fried Engineer \$7.95 per plate

Toasted Teacher \$7.95 per plate

Grilled Lapidarian \$25.95 per plate

The man calls a waiter over and asks "Hey, why does the Grilled Lapidarian cost so much more?" The waiter says, "Are you kidding? Do you know how hard it is to clean one of them?"

borrowed from <http://hubpages.com/art/Lapidary-Jokes-For-The-Discerning-Rockhound#>

Upcoming area shows...

July 2016

23-24—MOUNTAIN HOME, ARKANSAS: Annual show; Ozark Earth Science Gem, Mineral, & Fossil Club, Baxter County Fairgrounds in the Educational building; 1507 Fairgrounds Drive; Sat. 9-6, Sun. 9-4; Adults \$2, Active military with ID free, Scouts in uniform free, 12 & under free; Great Gem, mineral, fossil, and jewelry dealers. Educational displays and programs, kid's games, geode cracking, State of AR. Geologist speaker, free hourly door prizes, grand prize raffle drawing, and demonstrations. Concession will be on site and provided by the Clarkridge Fire Dept. Contact Madelyn Anderson, (870)-421-4340

28-30—FRANKLIN, NORTH CAROLINA: Annual show; United States Faceters Guild, The Factory; 1024 Georia Rd. (US441); Thu. 9-5, Fri. 9-8, Sat. 9-4; Free Admission; 9th Annual Franklin Faceters Frolic. Gem cad classes, faceting supplies and rough, speakers & demonstrations. Contact Norman Holbert, 180 Camelot Estates Road, Franklin, NC 28734, (828)-634-0350; e-mail: normholbert@comcast.net; Web site: www.franklinfacetersfrolic.com

28-31—FRANKLIN, NORTH CAROLINA: Annual show; Gem & Mineral Society of Franklin NC, Robert C. Carpenter Community Building; 1288 Georgia Road; Thu. 10-6, Fri. 10-6, Sat. 10-6, Sun. 10-4; Adults/Seniors \$2, Students \$1, Children under 12 free; There will be demonstrations, door prizes, rough & cut gemstones, finished jewelry (gold & silver), beads, specimens, minerals, jewelry repair and construction on site. Contact Linda Harbuck, 425 Porter Street, Franklin, NC 28734, (800)-336-7829; e-mail: lindah@franklin-chamber.com; Web site: www.visitfranklinnc.com

30-31—FARMERS BRANCH, TEXAS: Annual show; Cowtown Gem, Mineral, Glass, Jewelry & Art Show, Brookhaven College Geotechnology Institute, Building H; 3939 Valley View Lane; Sat. 10-5, Sun. 10-5; Free Admission. Contact Steve Shearin, 860 Stafford Station Dr. , Saginaw, TX 76131, (817)-777-1997; e-mail: steve.l.shearin@lmco.com; Web site: <http://cera-fw.org/gem-mineral-glass/>

July 2016-August 2016

30-7—SPRUCE PINE, NORTH CAROLINA: Annual show; Parkway Fire & Rescue, Parkway Fire & Rescue; PO Box 188 Hwy.226 South; Daily 10:00 am-6:00 pm; Admission is Free; Open 10:00 AM to 6:00 PM Daily. Contact Roger Frye, NC, (828) 385-2884; e-mail: refrye@bellsouth.net

31-7—SPRUCE PINE , NORTH CAROLINA: Annual show; Grassy Creek Mineral and Gem Show , Parkway Fire and Rescue Department; 12966 South Hwy 226 South; Daily 10-6; Free Admission; The 32nd Annual Grassy Creek Mineral and Gem Show is put on by the Parkway Fire and Rescue to raise money for new equipment. There will be dealers from around the world and a few local ones too. Anything in the way of gemstones, jewelry, fossils, mineral specimens or lapidary equipment can be found here. Contact Donna Collis, 12966 South Hwy 226 South, Spruce Pine , NC 28777, (828)-765-5519; e-mail: collisdonna@yahoo.com; Web site: <https://sites.google.com/sites/grassycreekgemshow/>

August 2016

4-7—SPRUCE PINE, NORTH CAROLINA: Annual show; Mitchell County Chamber of Commerce, The Former Food Lion Building; 12121 Hwy. 226 S; Thu. 10:00-6:00, Fri. 10:00-6:00, Sat. 10:00-6:00, Sun. 12:30-5:00; \$3, Free; The 2016 NC Mineral and Gem Festival will be held in the Spruce Pine, NC August 4-7 at the former Food Lion Building on Hwy 226 S. For over 50 years rock hounds and gem lovers have flocked to Spruce Pine, the most important mining district in the world. Visitors will find aisles of beautiful jewelry, gemstones, minerals, fossils and more. Hours are Thursday-Saturday 10-6 and Sunday 12:30-5:00 PM. Admission is \$3 with kids under 10 admitted free. Don't miss Senior Citizen Day on Thursday when seniors are admitted for \$1. Contact Patti Jensen, (828)-765-9033; e-mail: info@ncgemfest.com; Web site: <http://www.ncgemfest.com>

13-14—GONZALES, LOUISIANA: Annual show; Baton Rouge Gem & Mineral Society, Lamar-Dixon Expo Center Trademart Building; 9039 S Saint Landry Ave; Sat. 10-5, Sun. 10-5; Adults \$5, Children \$3; Demonstrations: Cabbing, Faceting, Wire wrapping, and more. Door Prizes all day. Silent auctions going on both days. Scouts and educational groups are welcome. Vendors will be selling rock specimens, fossils, minerals, tools & jewelry. \$5 Adults • \$3 Children 12 & under Children 4 and under free \$1 off for Scouts in uniform Military personnel free with military ID. Contact Wanda Gawarecki, 5191 Hwy 19, Ethel, LA 70730, (225)-603-3870; e-mail: mercymom3@gmail.com; Web site: www.brgemandmineral.org

19-20—TAHLEQUAH, OKLAHOMA: Annual show; Tahlequah Rock & Mineral Society, Tahlequah Community Building; 300 W. First St.; Fri. 9-6, Sat. 9-5; Adults \$3, Seniors \$3, Students under 18 free, Children free; This year's Show features vendors with rocks, minerals, fossils, jewelry and lapidary equipment. There are children's activities and special educational exhibits. Snack Bar provided. Contact Sara Brasel, P. O. Box 932, Tahlequah, OK 74465, (918)-284-5770; e-mail: rockhoundsally@aol.com; Web site: tramsok.webs.com

20-21—BOSSIER CITY, LOUISIANA: Annual show; Arklatex Gem & Mineral Society, Bossier City Civic Center; Old Benton Rd; Sat. 10-6, Sun. 10-5; Adults \$4; 40th annual show, Ark-La-Tex Gem & Mineral Society. Custom and unique jewelry, gems and minerals, fossils, educational exhibits and demonstrations/speakers, and door prizes. Contact Del Glasner; e-mail: larockclub@gmail.com; Web site: www.larockclub.com

27-28—JASPER, TEXAS: Annual show; Pine Country Gem & Mineral Society, The Event Center; 6258 Highway 190 West; Sat. 9-5, Sun. 10 -5; Adults/Seniors \$3.00, Students/Children free; Lapidary demonstrations, exhibits, door prizes, silent auction, grand prize raffle and spinning wheel featured. Vendors from across the country will offer rough rock, lapidary equipment and finished jewelry for sale. Contact Jonetta Nash, 737 FM 254 South, Jasper, TX 75951, (409)-384 3974; e-mail: jonetta.nash@yahoo.com; Web site: www.pinecountry-gms.org

On-Line MEMBERSHIP FORM
Central Arkansas Gem, Mineral and Geology Society
Membership Dues: \$15 / year Individual; \$25 / year Family

Make checks payable to: "Central Arkansas Gem, Mineral and Geology Society".

Name: _____ Date _____
Business Name: _____ Birthday: Mo. _____ Day _____
Address: _____ Anniversary: Mo. _____ Day _____
City: _____ State: _____ Zip: _____ Phone No. _____
Cell Phone _____
Email address: _____ Occupation _____

How would you like your Club Newsletter delivered? U.S. Mail _____ Download From Club Web site _____

Editor notifies members by email, with a link, when the Club Newsletter is Posted on the Web site.

Family Members are considered as all of those living at the above address .

Please list their names, Birthday Mo./Day, if applying for a Family Membership.

Because of limited space, only one name will appear on the newsletter mailing label.

How did you hear about our Club?

How long have you been interested in this hobby? _____ Do you have any equipment? _____

I would be interested in Attending _____ Hosting _____ work shop in _____ (subject)
on _____ (day of week)

Please circle your club interests:

Mineralogy Lapidary Fossils Field Trips Geology Carving
Collecting Jewelry Making Casting Silversmithing Beading Wire Wrap

Other _____

Outside Interests: _____

These will be listed in the Membership Directory, so that members can find others with similar interests.

In what areas would you be able to assist the Club:

Social Publicity/Advertising Educational Junior Programs Membership
Annual Show Committee Work Newsletter Articles Mineral Display

Other: _____

What would you like to see the club focus on in the coming year? _____

_____ I do not want my name to appear in the Club Directory.

_____ My name and address can appear, but NOT my Phone Number.

_____ Please do NOT include specifically the following info about me: _____

Please Mail to:

CAGMAGS, c/o Sarah Dodson, P.O. Box 241188, Little Rock, AR 72223

Gem, Mineral, & Fossil Show

July 23 & 24 2016

Sat. 9 am.-6pm. Sun. 9 am.-4pm.

**BAXTER COUNTY FAIRGROUNDS
1507 Fairgrounds Drive
Mountain Home, AR. 72653**

Gems, Minerals, Fossils, Games,
Demonstrations, Displays,
Geode cracking,
Hourly door prizes,
Grand Prize,
KTLO live radio
broadcast Sat.
*Concession will
be provided by
the Clarkridge
Fire Department*

**Admission: \$2. Kids 12 & under,
Scouts in uniform, & Active military
with ID. FREE**

**Sponsored by: Ozark Earth Science Gem,
Mineral, & Fossil Club
www.ozarkearthscience.com**

**For more information call
870-421-4340 or 870-424-0956**





Central Arkansas Gem,
Mineral & Geology Society
PO Box 241188
Little Rock, AR 72223

Look for photos
from our picnic/
swap at the
Austen's in the
next newsletter!

2016 Meeting Dates

July 26th
August 23rd
September 27th
October 25th
November 22nd

**Note- any changes of
meeting location will be
announced via email and
phone**

Join CAGMAGS!

Membership Dues - \$15 Individual,
\$25 Family (Yearly)

Visit www.centralarrockhound.org
to learn more!